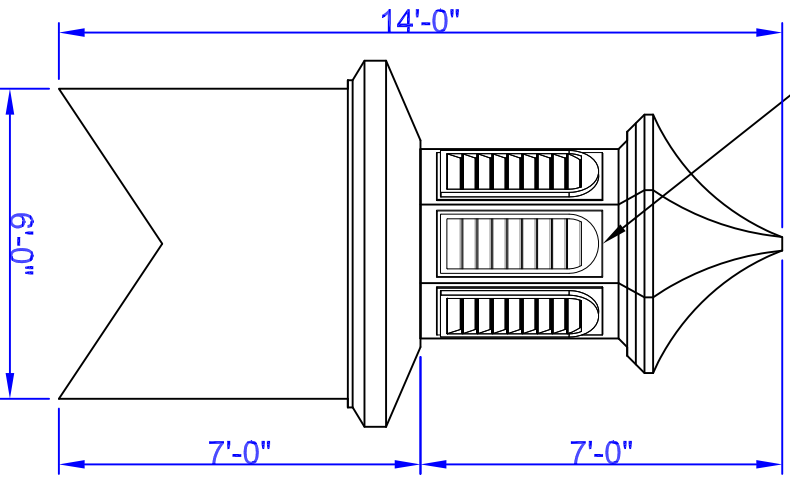
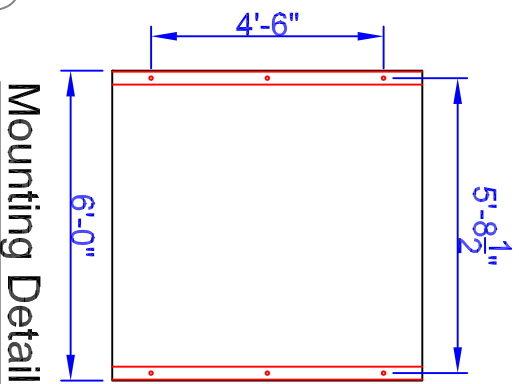
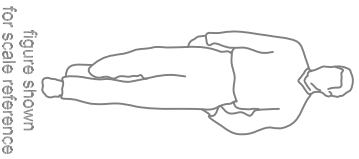


Cupola Data
 Overall Height = 14'
 Base Width = 6'
 Unit Weight = 800 lbs.

Base Panels – See Available Options Above



Elevation View



Available Standard Panels

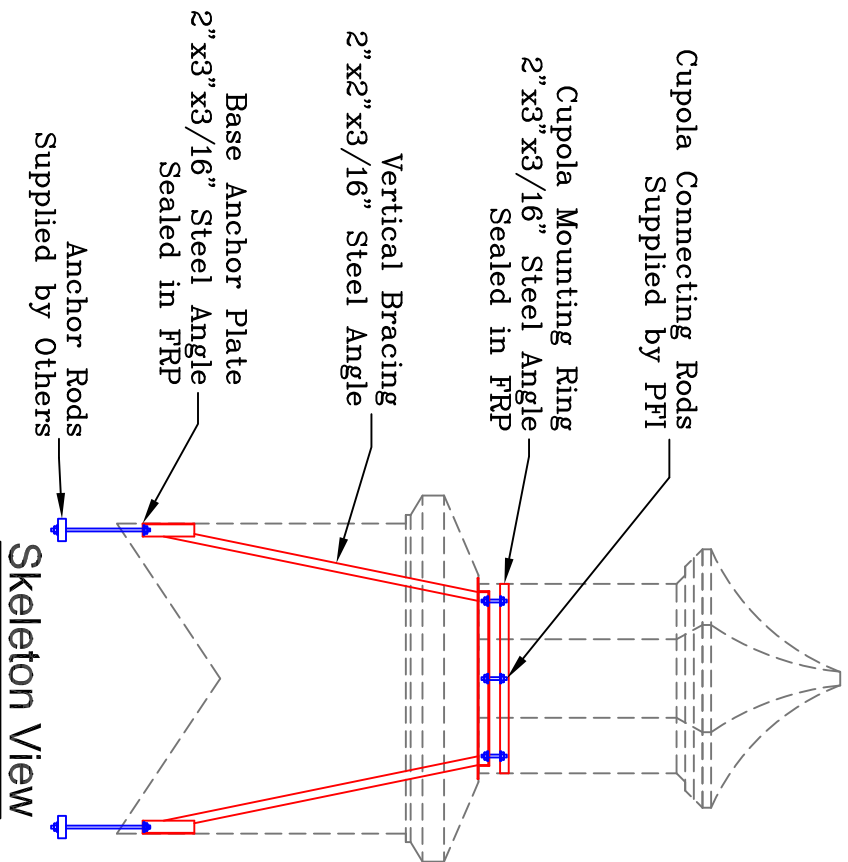
- 601 Decorative
- 104 Sq. Louver
- 108 Round Top Louver
- 501 Scallop

Optional Cupola Finials

- 36" Cross 8"Ø Sphere
- 36" Aluminum Spire 8"Ø Sphere

Weathervane selection at : www.whitehallproducts.com

Note: All drawings are the property of Piedmont Fiberglass. Dimensions & designs may be altered to accommodate manufacturing.



Old Fashioned Craftsmanship With Modern Composites' Technology

Piedmont Fiberglass Inc.
 PO Box 1089
 Taylorsville, NC 28681
 Phone: 828-632-8883
 Fax: 828-632-5585
www.piedmontfiberglass.com

Cupola

Scale: **scale**

Drawn By: **TJD/JEM**

Model: **860-LP**

Created On: 2/13/07

Updated On: 11/19/10