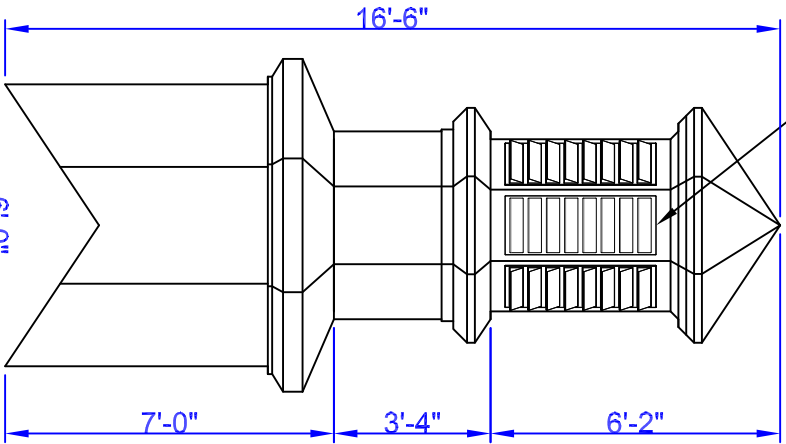


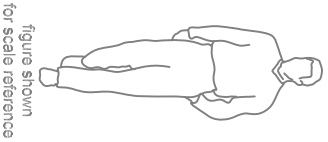
Cupola Data
 Overall Height = 16'-6"
 Base Width = 6'
 Unit Weight = 925 lbs.

Base Panels – See Available Options Above



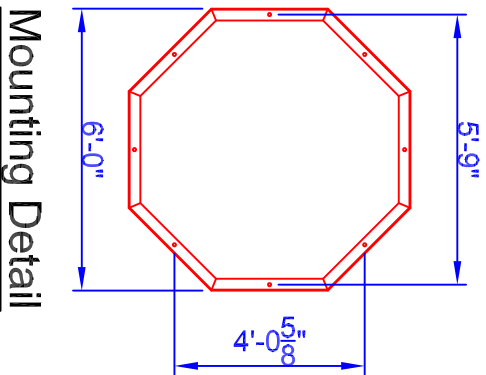
Elevation View

Note: All drawings are the property of Piedmont Fiberglass. Dimensions & designs may be altered to accommodate manufacturing.



Available Standard Panels

Decorative	601
Sq. Louver	104
Round Top Louver	108
Scallop	501

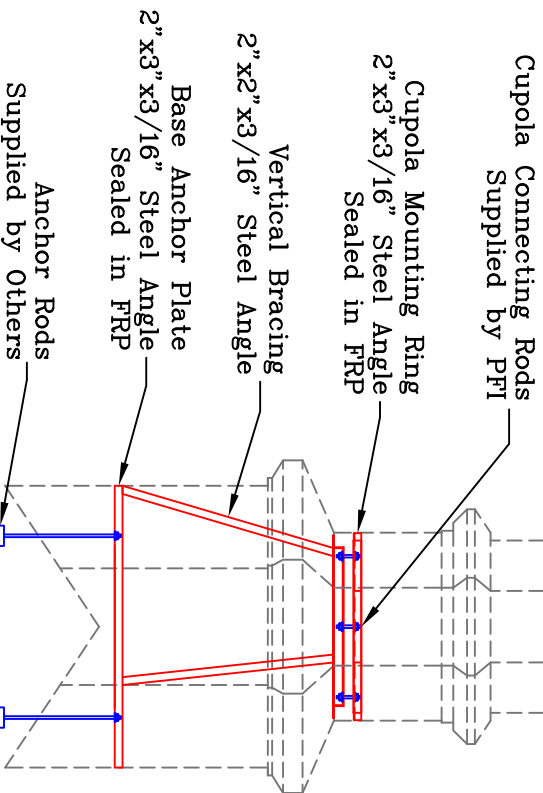


Mounting Detail


Optional Cupola Finials

36" Cross 8"Ø Sphere	36" Aluminum Spire 8"Ø Sphere
----------------------	-------------------------------

Weatherwane selection at: www.whitehallproducts.com



Skeleton View



Old Fashioned Craftsmanship With Modern Composites Technology

Piedmont Fiberglass Inc.
 PO Box 1089
 Taylorsville, NC 28681
 Phone: 828-632-8883
 Fax: 828-632-5585
www.piedmontfiberglass.com

Cupola

Model:

970-LPK

Scale: **scale**

Drawn By: **TJD/JEM**

Created On: **2/18/07**

Updated On: **12/03/10**